

LS16

Sixteen port 2 in 1 video controller

Version: v2.3

Release Date: November 2021



Specifications



TEL 400 159 0808
Web: www.kystar.com.cn

Beijing KYSTAR Technology Co., Ltd.

Professional Ultra HD Video Display
Control system integrated solution and service provider

Version record

| Version number | Change details | Release time |
|----------------|---|--------------|
| V1.0 | First release | 2019.08.18 |
| V1.1 | Modify equipment introduction information Add K-HDR function description | 2020.08.24 |
| V2.0 | Modify device interface information Modify device picture | 2020.12.09 |
| V2.1 | Modify the description of the number of network ports | 2021.06.08 |
| V2.2 | Modify the cover | 2021.10.25 |
| V2.3 | Correct size data | 2021.11.18 |
| | | |

Summary

LS16 is a splice control processor designed for live performance LED large screen. It adopts the industry's top design technology and conforms to international and industry standards. It's industry support 4K@60Hz Input 2U device. Support k-hdr, make ordinary SDR material present HDR display effect, solve the pain of less HDR material.


The whole machine has 9.6 million pixels of customized load, which meets most of the field needs.

Functional features

- The single network port has a load of 650000 pixels, the maximum load of the whole machine is 9600000 pixels, the maximum width can reach 16000 points, and the maximum height can reach 8000 points. The single machine has 16 network port output
- A total of 8 input signals including dvix2, hdmix3, dpx2 and sdix1 can be accessed, among which DP1, DP2 and HDMI3 can support 3840x2160@60Hz or 7680x1080@60Hz input
- Support 8 screen display, screen position arbitrary layout, support arbitrary video capture
- Pure hardware FPGA Architecture: no CPU, no kernel, no poisoning and crash risk, the system runs stably. MTBF > 30000 hours, support 365 × 24-hour continuous operation
- All layers support matting and transparency adjustment for the best effect
- Support signal source hot backup
- Humanized interactive control interface, with front-end switch, LCD information color screen, crystal keys and knobs
- EDID configuration management: support the reading, modification and customization of EDID (extended display identification data)
- Support one button black screen / still
- Black edge removal / clipping function: solve the problem of black edge generated by front-end signal, and make arbitrary clipping for any signal source (still maintain full screen state)
- Support key locking to prevent misoperation
- Color restore settings: in the client software with color restore settings options
- Support K-HDR, make common SDR material present HDR display effect, solve the pain of less HDR material
- Monitor port output supports both monitor input and output at the same time, and supports


configuration to look back at output.

Panel description



| Serial number | Function description |
|---------------|---|
| ① | Full color LCD information screen |
| ② | Parameter setting and debugging area |
| ③ | Layer (window) quick selection area |
| ④ | Fast selection area of signal source |
| ⑤ | Display mode, sending card information area |
| ⑥ | Preset save call area |

Port specification



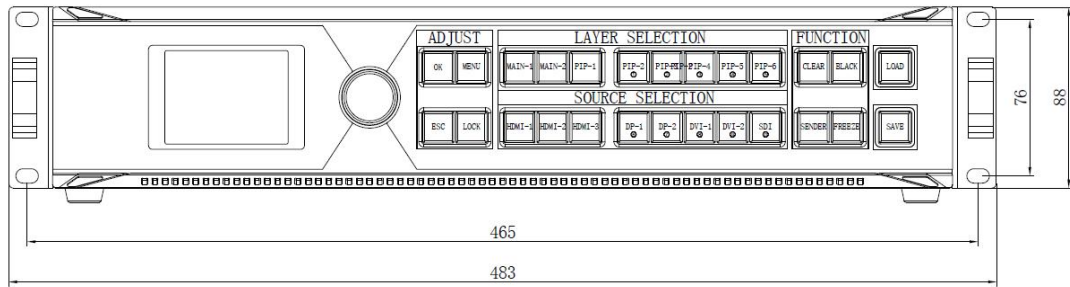
| Input port | | |
|------------|------------|--|
| Type | number | Specifications |
| DVI | 2 | 1.3 standard, maximum support 1920 × 1080@60Hz |
| SDI (BNC) | 1+1 (LOOP) | Support SD/HD/3G-SDI |
| HDMI | 2 | 1.3A standard, maximum support 1920 × 1080@60Hz |
| HDMI2.0 | 1 | Hdmi 2.0 standard, up to 3840 × 2160@60Hz or 7680x1080@60Hz |
| DP1.2 | 2 | DisplayPort 1.2 standard, maximum support 3840 × 2160@60Hz or 7680x1080@60Hz |

| Output port | | |
|-------------|--------|--|
| Type | number | Specifications |
| LAN | 16 | LAN port, used to transmit data to receiving card, with a maximum load |
| DVI-I | 1 | Monitor port, resolution 1920 × 1080@60Hz |

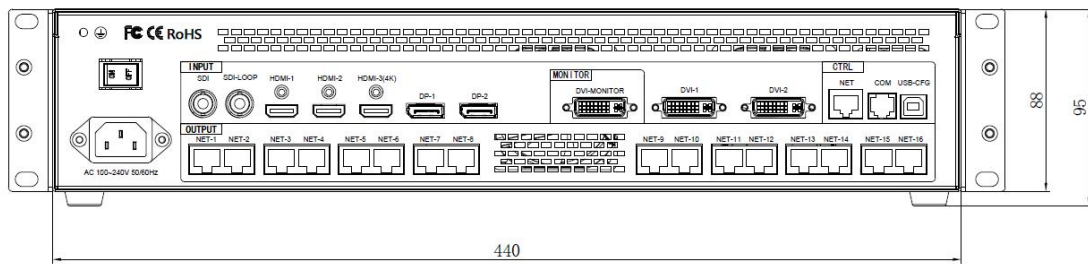
| Control port | | |
|---------------|--------|---|
| Type | number | Specifications |
| USB (Type-B) | 1 | USB-cfg interface is used to connect PC to control |
| RS-232 (DB-9) | 1 | The data transmission rate is 50, 75, 100, 150, 300, 600, 1200, 2400, 4800, 9600, 19200, 38400 (BT) |
| RJ-45 | 1 | 100M |

| Whole machine specification | |
|-----------------------------|--------------------------|
| Input power | 100-240V AC~50/60Hz 0.6A |
| working temperature | 0-45°C |
| Dimensions | 488×360×89mm (L×W×H) |
| Net weight | 6KG |
| Overall power consumption | 55W |

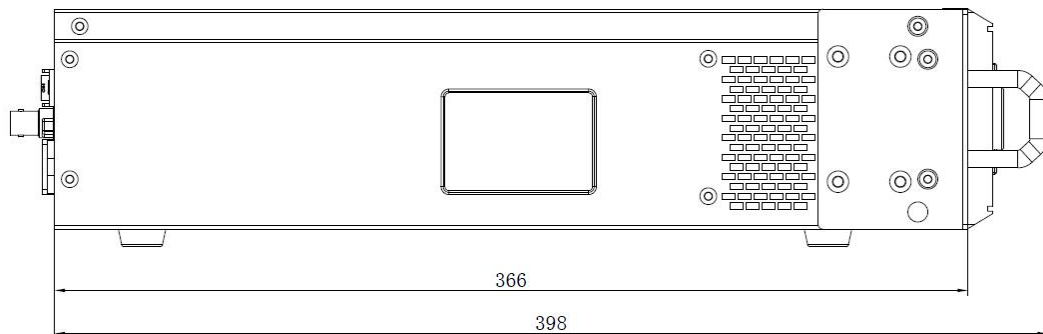
Attachment: equipment dimension drawing



Front panel dimension drawing



Back panel dimension drawing



Side panel dimension drawing